

SWITCH CATALOG



ROCKER SWITCHES - ENVIRONMENTALLY SEALED SWITCHES

Standard Circuit Arrangements

Industrial, Econoswitch and MIL-DTL-3950 Series

CIRCUIT WITH LEVER IN . . .				
Number of Poles and Throws	Switch Circuit ^①	Up Position	Center Position	Down Position (ID Lug)
1PST				
1PDT				
2PST				
2PDT				
4PST				

ROCKER SWITCHES - ENVIRONMENTALLY SEALED SWITCHES

Standard Circuit Arrangements Industrial, Econoswitch and MIL-DTL-3950 Series

CIRCUIT WITH LEVER IN . . . CON'T.

Number of Poles and Throws	Switch Circuit ^①	Up Position 	Center Position 	Down Position (ID Lug)
4PDT	ON-OFF-ON		OFF	
	ON-NONE-ON		NONE	
	ON-NONE-ON*		NONE	
	ON-OFF-ON*		OFF	
	ON-OFF-ON*		OFF	
	ON-ON-NONE			NONE
	ON-ON-NONE			NONE
	ON-ON OFF-ON			
	ON-ON OFF-ON *			
	ON-ON OFF-ON *			
	ON-ON OFF-ON *			

***Momentary contact.**
^①See page C29 for ON-ON-ON and special circuits.

NOMINAL RATINGS

Minimum AC Contact Ratings

UL AND CSA NOMINAL RATINGS

Catalog Number	Maximum Horsepower				
	Amperes		1 Phase		3 Phase
	125VAC ^①	250VAC ^①	125VAC ^①	250VAC ^①	125/250VAC ^①
8540K1, 4, 6, 9, 13	18	9	1/4	1/2	—
8540K2, 3, 5, 7, 8, 10-12	18	9	—	—	—
8541K1, 4, 6, 9, 13	18	9	1/2	1	—
8541K2, 3, 5, 7, 8, 10-12, 14-16	18	9	—	—	—
8542K1, 4, 6, 9, 13	18	9	1/2	1	1
8542K2, 3, 5, 7, 8, 10-12, 15-17	18	9	—	—	—
8543K1, 4, 6, 9, 13	18	9	1/4	1/2	—
8543K2, 3, 5, 7, 8, 10-12	18	9	—	—	—
8544K1, 4, 6, 9, 13	18	9	1/2	1	—
8544K2, 3, 5, 7, 8, 10-12, 14-19	18	9	—	—	—
8545K1, 4, 6, 9, 13	18	9	1/2	1	1
8545K2, 3, 5, 7, 8, 10-12, 15-21	18	9	—	—	—
8551K1-13, K31-313, K91-913	18	9	1/4	1/2	—
8552K1-16, K31-316, K91-916	18	9	1/2	1	—
8553K1-17, K31-317, K91-917	18	9	1/2	1	1
8554K1-13, K31-313, K91-913	18	9	1/4	1/2	—
8555K1-16, K31-316, K91-916	18	9	1/2	1	—
8556K1-17, K31-317, K91-917	18	9	1/2	1	1

① 60 Hertz

ROCKER SWITCHES - ENVIRONMENTALLY SEALED SWITCHES

Special ON-ON-ON Circuit Arrangements for Two and Four Pole Switches

Industrial, Econoswitch and MIL-DTL-3950 Series

CIRCUIT WITH LEVER IN . . .

Number of Poles	Up Position 	Center Position 	Down Position (Keyway) 	Catalog Part Number ^①
Two Pole				
2	Maintained 	Maintained 	Maintained 	8541K14 8544K14 8547K15 8552K14, 8552K914, 8552K314 8555K14, 8555K914, 8555K314
2	Maintained 	Maintained 	Momentary 	8541K15 8544K15 8547K16 8552K15, 8552K915, 8552K315 8555K15, 8555K915, 8555K315
2	Momentary 	Maintained 	Momentary 	8541K16 8544K16 8547K17 8552K16, 8552K916, 8552K316 8555K16, 8555K916, 8555K316
2	Maintained 	Maintained 	Maintained 	8541K17 8544K17 8555K17, 8555K917, 8555K317
2	Maintained 	Maintained 	Momentary 	8541K18 8544K18 8555K18, 8555K918, 8555K318
2	Momentary 	Maintained 	Momentary 	8541K19 8544K19 8555K19, 8555K919, 8555K319
Four Pole				
4	Maintained 	Maintained 	Maintained 	8542K15 8545K15 8548K15 8553K15, 8553K915, 8553K315 8556K15, 8556K915, 8556K315
4	Maintained 	Maintained 	Momentary 	8542K16 8545K16 8548K16 8553K16, 8553K916, 8553K316 8556K16, 8556K916, 8556K316
4	Momentary 	Maintained 	Momentary 	8542K17 8545K17 8548K17 8553K17, 8553K917, 8553K317 8556K17, 8556K917, 8556K317

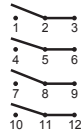
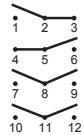
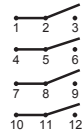
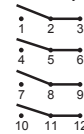
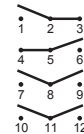
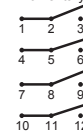
① Incomplete part number. Basic switch part number referenced only.

ROCKER SWITCHES - ENVIRONMENTALLY SEALED SWITCHES

Special ON-ON-ON Circuit Arrangements for Two and Four Pole Switches

Industrial, Econoswitch and MIL-DTL-3950 Series

CIRCUIT WITH LEVER IN . . .

Number of Poles	Up Position	Center Position	Down Position (Keyway)	Catalog Part Number ^①
Four Pole (Continued)				
4	Maintained - 	Maintained - 	Maintained - 	8545K20
4	Momentary 	Maintained 	Momentary 	8545K21

^① Incomplete part number. Basic switch part number referenced only.

ROCKER SWITCHES - ENVIRONMENTALLY SEALED SWITCHES

Special Circuit Arrangements for Two and Four Pole Switches

Industrial, Econoswitch and MIL-DTL-3950 Series

SPECIAL "ON-ON-ON" CIRCUIT ARRANGEMENTS

"Three Independent" ON-ON-ON Circuit Diagram
 For switch modified with "Three Independent" ON-ON-ON Special Circuit.
 External Jumpers are required. User to connect wiring per instructions given below.

Connection Points	Single Pole	Double Pole
Connect Common to Terminals	2	2 and 11
Connect Circuit "A" to Terminals	6	6 and 9
Connect Circuit "B" to Terminals	4	4 and 7
Connect Circuit "C" to Terminals	1	1 and 10

Circuit Poles	No. of Poles	Up Position 	Center Maintained Position 	Down Position (Keyway)
Circuit for Single Pole (Jumper between Terminals #3 & #5)	1			
Circuit for Double Pole (Jumpers between Terminals #3 & #5 #8 & #12)	2			

Note: Basic circuit same as offered with part numbers 8551K14, 8551K15 or 8551K16 for two pole devices and part numbers 8553K15, 8553K16 or 8553K17 for four pole devices.

SPECIAL CIRCUIT (OFF - ON - ON)

Circuit	No. of Poles	OFF Up Position 	ON Center Maintained Position 	ON Down Position (Keyway) 	Circuit Being Made . . .	Terminal Numbers Making the Circuit
Note: Requires two poles to achieve a single pole device or four poles to achieve a double pole device. Circuit for Single Pole (Jumper between terminals #2 & #4). Common terminal #5. Non-functional terminal #6	2	(OFF) 	(ON) 	(ON) 	UP(OFF) CENTER (ON) DOWN (ON)	-- #3 & #5 #1 & #5
Circuit for Double Pole (Jumpers between terminals #2 & #4 and #7 & #11). Common terminals #5 & #8. Non-functional terminals #6 & #9	4	(OFF) 	(ON) 	(ON) 	UP(OFF) CENTER (ON) DOWN (ON)	-- #3 & #5 #8 & #12 #1 & #5 #8 & #10

SPECIAL PROJECTOR CIRCUIT (1 ON - 1 ON - OFF)

Circuit	No. of Poles	ON Up Position 	ON Center Maintained Position 	OFF Down Position (Keyway) 	Circuit Being Made . . .	Terminal Numbers Making the Circuit
Note: Requires two poles to achieve a single pole device or four poles to achieve a double pole device. Circuit for Single Pole (Jumper between terminals #2 & #5). Common terminal #5. Non-functional terminal #1 & #4.	2	(TWO ON) 	(ONE ON) 	(OFF) 	UP(ON) CENTER (ON) DOWN (OFF)	#2 & #3 #5 & #6 #5 & #3 —
Circuit for Double Pole (Jumpers between terminals #2 & #5 and #8 & #11). Common terminals #5 & #8. Non-functional terminals #1, #4, #7 & #10.	4	(FOUR ON) 	(TWO ON) 	(OFF) 	UP(ON) CENTER (ON) DOWN (OFF)	#5 & #3 #5 & #6 #8 & #12 #8 & #9 #3 & #5 #8 & #12 —