



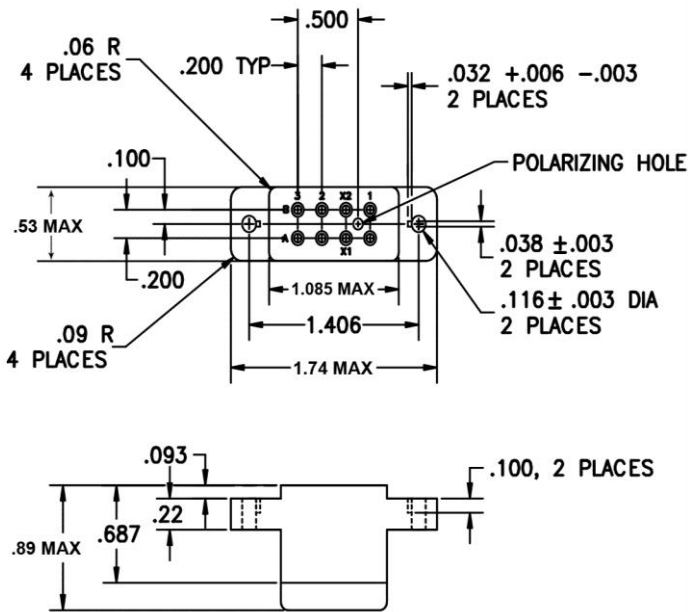
Basic socket series designation for:

Series J

NOT qualified but designed to the standards and requirements of::

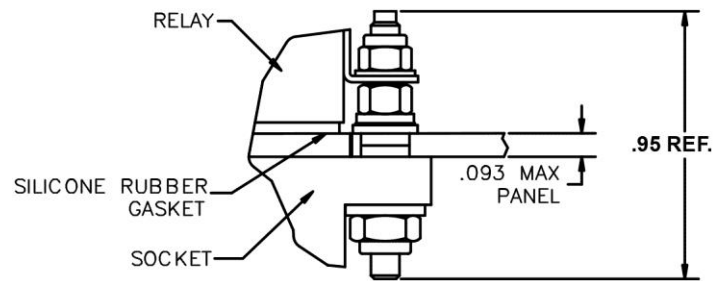
MIL-DTL-12883/41

SOCKET DRAWING

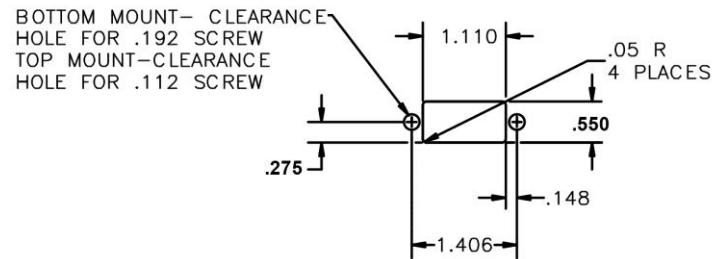


HARDWARE MOUNTING

MOUNTING DETAIL



MOUNTING DIMENSIONS



GENERAL CHARACTERISTICS

1. Supplied with mounting hardware and No. 16 contacts, No. 16 crimp (see socket drawing illustration SO-1049-8309); No. 16 contacts, No. 20 crimp for SO-1049-8987 (not illustrated)

2. Standard tolerances

.xx ±.01; xxx ± .005

3. Weight

.073 lbs. max

4. Temperature range

-70° C to +125° C

AMERICAS.

Tel: +1 714-736-7599

<http://www.esterline.com/powersystems>

EUROPE.

Tel: +33 3 87 97 31 01

Fax: +33 3 87 97 96 86

ASIA

Tel: +852 2 191 3830

Fax: +852 2 389 5803