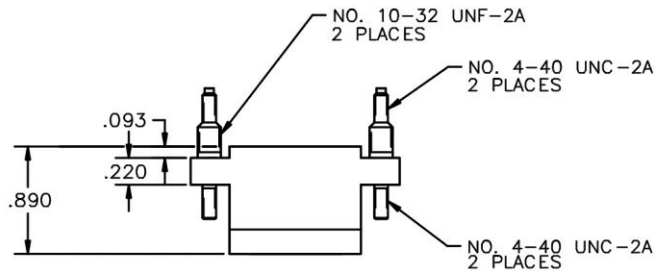
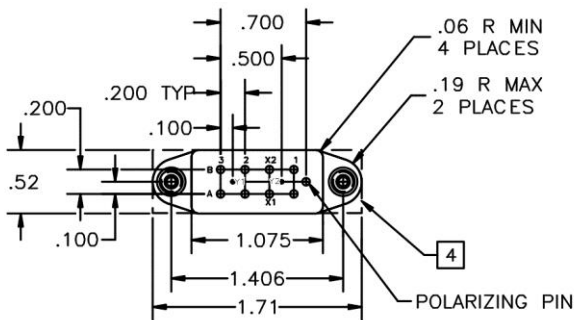




SOCKET DRAWING



Basic socket series designation for:

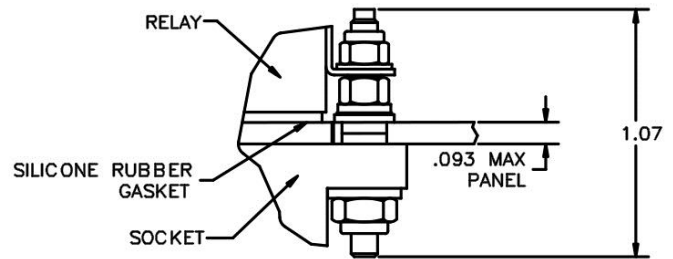
Series JL, TDH

NOT qualified but designed to the standards and requirements of::

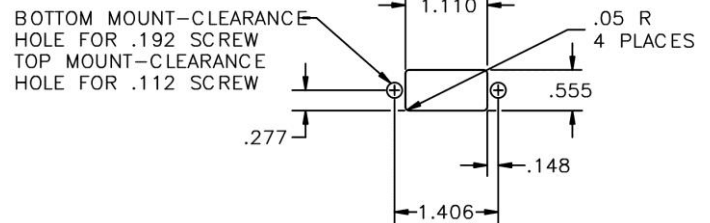
MIL-DTL-12883/41

HARDWARE MOUNTING

MOUNTING DETAIL 2 PLACES



MOUNTING DIMENSIONS



GENERAL CHARACTERISTICS

1. Supplied with mounting hardware and No. 16 contacts, No. 16 crimp for power terminals; No. 22 contacts, No. 22 crimp for coil terminals (SO-1055-8690); supplied with mounting hardware and No. 16 contacts with No. 20 crimp for power terminals; No. 22 contacts, No. 22 crimp for coil terminals (SO-1055-10147).

2. Standard tolerances

.xx ±.01; xxx ± .005

3. Weight

.058 lbs. max

4. Shape optional

5. Temperature range

-70° C to +125° C

AMERICAS.

Tel: +1 714-736-7599

<http://www.esterline.com/powersystems>

EUROPE.

Tel: +33 3 87 97 31 01

Fax: +33 3 87 97 96 86

ASIA

Tel: +852 2 191 3830

Fax: +852 2 389 5803