



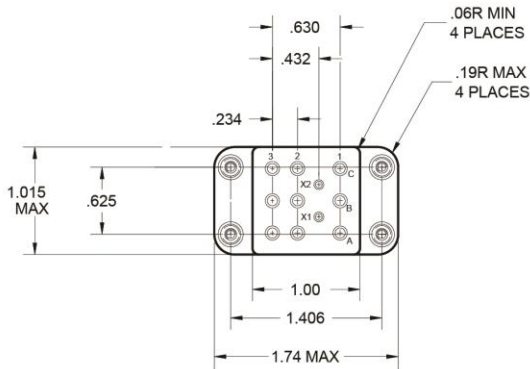
Basic socket series designation for:

Series KCA

NOT qualified but designed to the standards and requirements of::

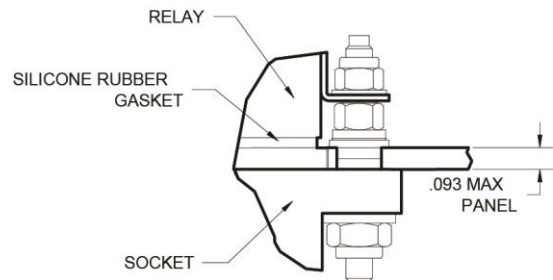
MIL-S-12883

SOCKET DRAWING



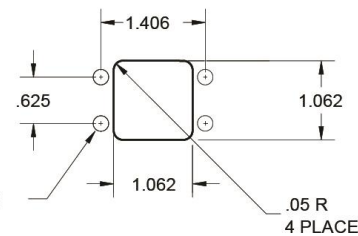
HARDWARE MOUNTING

MOUNTING DETAIL 4 PLACES

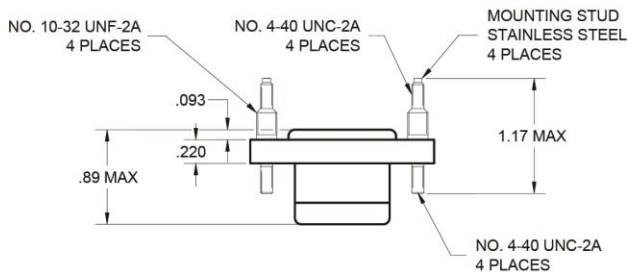


MOUNTING DIMENSIONS

**SUGGESTED MOUNTING
HOLE LAYOUT**



BOTTOM MOUNT-CLEARANCE
HOLE FOR .192 SCREW
TOP MOUNT-CLEARANCE
HOLE FOR .112 SCREW



GENERAL CHARACTERISTICS

1. Supplied with mounting hardware and No. 12 contacts, No. 12 crimp for power terminals; No. 16 contacts, No. 16 crimp for coil terminals.	
2. Standard tolerances	.xx ±.01; xxx ± .005
3. Weight	.118 lbs. max
4. Temperature range	-70° C to +125° C

AMERICAS.

Tel: +1 714-736-7599

<http://www.esterline.com/powersystems>

EUROPE.

Tel: +33 3 87 97 31 01

Fax: +33 3 87 97 96 86

ASIA

Tel: +852 2 191 3830

Fax: +852 2 389 5803