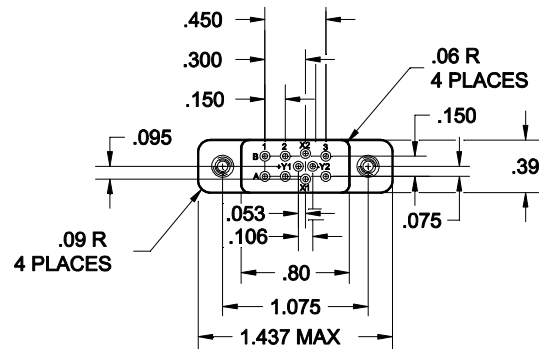
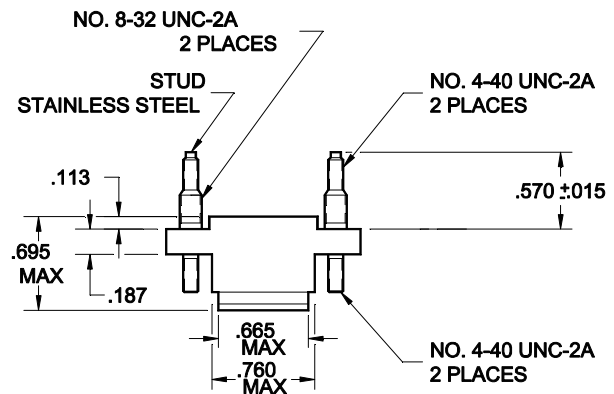


SOCKET DRAWING / PLAN DU SOCLE

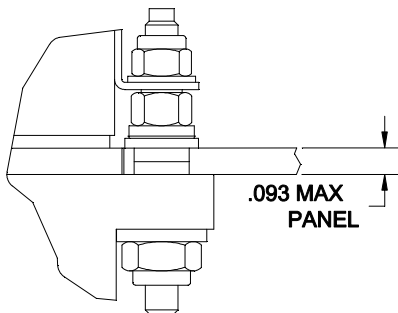


Basic socket series designation for :
M212

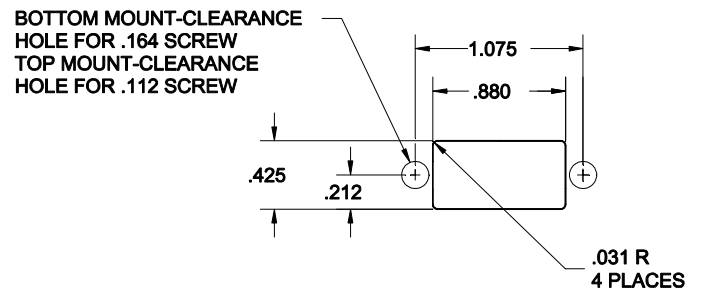
Meets the requirements of :
MIL-DTL-12883/45



HARDWARE MOUNTING DETAIL DE MONTAGE



MOUNTING DIMENSIONS PERCAGE DE LA STRUCTURE



GENERAL CHARACTERISTICS CARACTERISTIQUES GENERALES

Dimensions in mm
Tolerances, unless otherwise specified, ± 0.25 mm

Supplied with mounting hardware and (6) No. 20 contacts, No. 20 crimp for power terminals;
(4) No. 22 contacts, No. 22 crimp for coil terminals
Visserie moulée. Fourni avec 6 contacts 20 / 20 et 4 contacts 22 / 22

Temperature range

Température d'utilisation

-70° C to +125° C.

Weight

Masse

15g max.

AMERICAS.

Tel: +1 714-736-7599

<http://www.esterline.com/powersystems>

EUROPE.

Tel: +33 3 87 97 31 01

Fax: +33 3 87 97 96 86

ASIA

Tel: +852 2 191 3830

Fax: +852 2 389 5803