

ENGINEERING DATA SHEET

SO-1064-10425

RELAY SOCKET
10 AMP



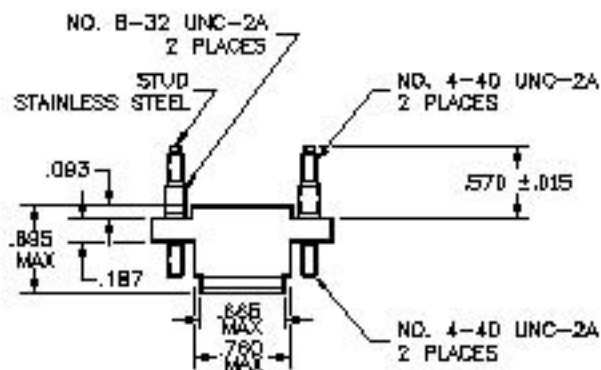
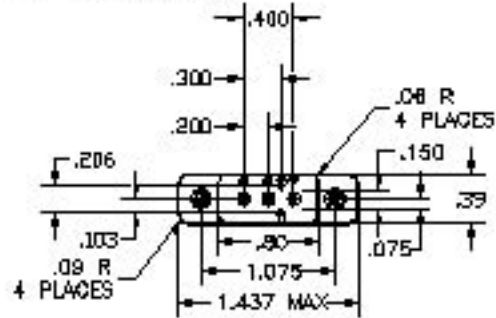
BASIC SOCKET SERIES DESIGNATION FOR:

Series XC

MEETS THE REQUIREMENTS OF:

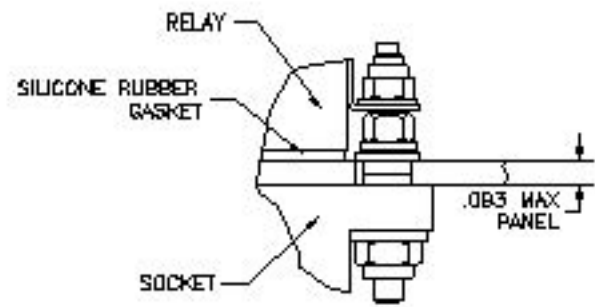
MIL-DTL-12883

SOCKET DRAWING

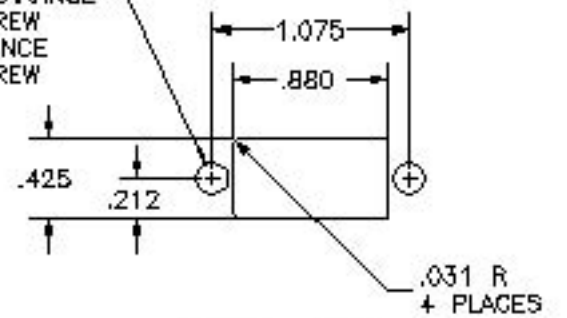


HARDWARE MOUNTING

MOUNTING DETAIL 2 PLACES



BOTTOM MOUNT-CLEARANCE HOLE FOR .184 SCREW
TOP MOUNT-CLEARANCE HOLE FOR .112 SCREW



MOUNTING DIMENSIONS

GENERAL CHARACTERISTICS

1. Supplied with mounting hardware No. 16 contacts, No. 16 crimp for power terminals; No. 20 contacts, No. 20 crimp for coil terminals.	
2. Standard tolerances	.xx ±.01; xxx ±.005
3. Weight	.030 lb. max
4. Temperature range	-70° C to +125° C



Featuring **LEACH**® power and control solutions
www.esterline.com

AMERICAS
6900 Orangethorpe Ave.
P.O. Box 5032
Buena Park, CA 90622

EUROPE
2 Rue Goethe
57430 Sarralbe
France

ASIA
Units 602-603 6/F Lakeside 1
No.8 Science Park West Avenue
Phase Two, Hong Kong Science Park
Pak Shek Kok, Tai Po, N.T.
Hong Kong

Tel: (01) 714-736-7599
Fax: (01) 714-670-1145

Tel: (33) 3 87 97 31 01
Fax: (33) 3 87 97 96 86

Tel: (852) 2 191 3830
Fax: (852) 2 389 5803

Data sheets are for initial product selection and comparison. Contact Esterline Power Systems prior to choosing a component.