

LED INDICATOR

WATERTIGHT PANEL SEAL TRI-COLOR



Model ML2031

Designed for use where a watertight panel seal is required for system performance. Can be used as a function indicator on aircraft avionics systems, test equipment, medical equipment, machine tools and wherever severe environmental conditions are present.

FEATURES

- O-ring panel seal
- Dual-finish case
- Performs in severe environments
- Low power use
- Rugged construction
- Colors: red, green and blue
- Multiple status indication within a single package
- Wide viewing angle

MECHANICAL SPECIFICATIONS


Case: Aluminum, black anodized front bezel with conductive clear chromate body

Mounting: Front panel mount with 5/16"-32 nut and lock washer

Seal: Environmentally sealed case. MIL-DTL-3661, Para. 4.6.11.1

O-Ring: Fluorosilicone rubber

ML2031



ENVIRONMENTAL SPECIFICATIONS

Vibration: .06" D.A. or 20 Gs Peak, whichever is less, 10Hz to 2kHz, MIL STD 202, Method 204, Test Condition D

Shock: 100 Gs MIL STD 202, Method 213, Test Condition I

Moisture Resistance (Humidity): MIL STD 202, Method 106

Barometric Pressure (Reduced): 100,000 ft., MIL STD 202, Method 105, Test Condition D

Reliability: 3 x 10⁶ hours min. MTBF @ 25°C

Salt Atmosphere (Corrosion): MIL STD 202, Method 101, Test Condition B

ELECTRO-OPTICAL CHARACTERISTIC SPECIFICATIONS

Absolute Maximum Ratings @Temp = 25°C			
Color	Red	Green	Blue
Forward Voltage (VDC) typical @ 20 mA	1.9	3.3	3.3
DC Forward Current (mA DC) ①	30	25	30
Reverse Voltage (VDC) @ I _R = 100 µA	5	5	5
Power Dissipation (mW)	75	102	120
Luminous Intensity (mcd) typical @ I _F = 20 mA DC	60	125	85
Dominant Wave Length (nm) typical	630	525	465
Viewing Angle (2 Ø ^{1/2}) typical	130°		
Operating Temperature (°C)	-40 to +85		
Storage Temperature (°C)	-55 to +100		
Lead Soldering Temperature	260°C for 5 seconds		

Notes: ① Derate linearly from 25°C @ -0.4 mA/°C.

This page consists of basic marketing information that is not defined as technical data under EAR Part 772.

LED INDICATOR WATERTIGHT PANEL SEAL TRI-COLOR



ORDERING INFORMATION

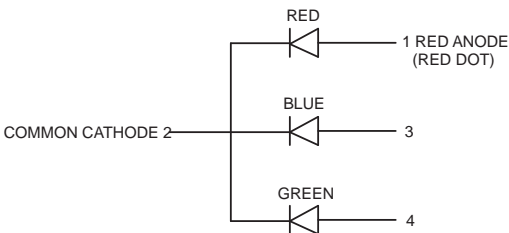
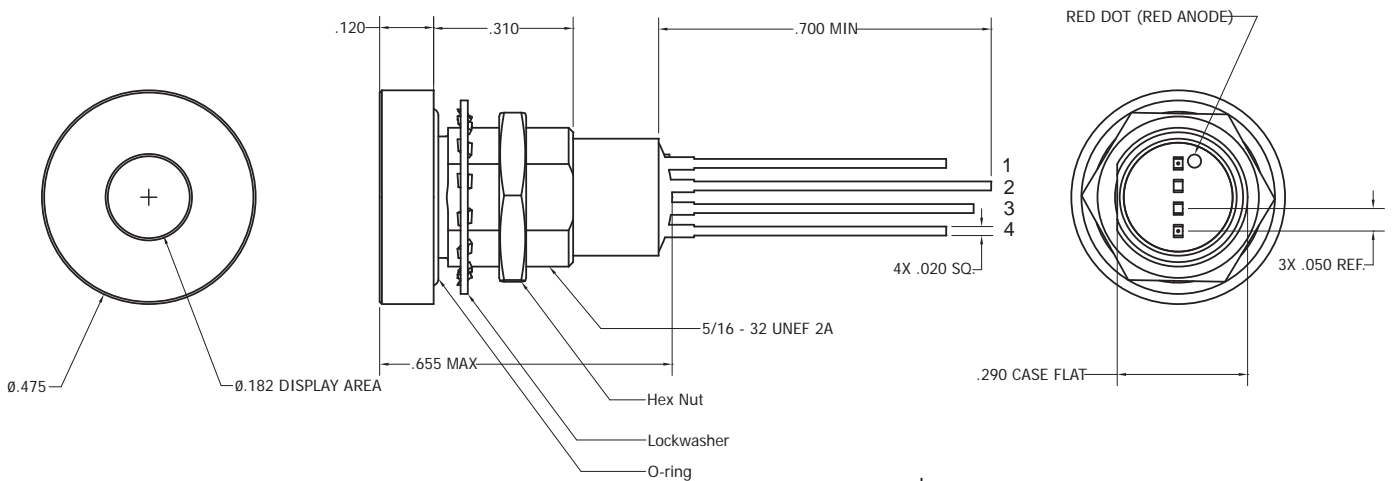
When ordering, show model number first, followed by EMI screen, then LED colors, lens style, and terminal style. If this part requires customization, a special factory assigned modification number will be added at the end of the ordering number. Consult the factory for special configurations.

Example: Basic model with an EMI screen, red/green/blue LED, a diffused lens and straight leads would be ML2031E-RGB-D-ST.

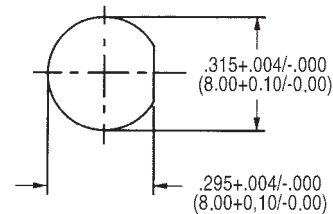
ML2031E - RGB - D - ST - ()

Standard factory options are designated by "-Sxxx"

Basic Model Number	EMI Screen	LED Color	Lens Type	Terminal Style
ML2031	() None E Screen	RGB Red, Green, Blue	D Diffused	ST Straight Leads



Schematic



**Recommended
Mounting Hole**

ML2031

NOTE: Dimensions in () are mm. Tolerances: Decimals: $\pm .010$ (0.25)
Fractions: $\pm 1/64$ Mounting Torque: 10-12 in. lbs.

This page consists of basic marketing information that is not defined as technical data under EAR Part 772.