

FEATURES

- Ø8.1mm mounting
- Nickel Plated Brass housing
- Sealed to IP67 - weatherproof
- White diffused lens
- Internal potting
- Reverse protection diode fitted as standard
- Multi-Colour / RGB LED, individually addressable
- Range of voltage options

BENEFITS

- Standard industrial mounting size
- Suitable for harsh environments
- Suitable for external applications
- Diffused lens gives wide viewing angle
- Suitable for high vibration applications
- Protects against wrong polarity installation
- One panel indication with 25 LED colours
- Manufactured with internal resistor
- Outstanding reliability
- Vandal resistant

Marl Part Number	LED Colour	Typical Voltage Vopr	Max. Reverse Voltage	Typical Current DC Iopr R/G/B	Typical LED Luminous Intensity R/G/B	Typical LED Wavelength λp R/G/B	Operating Temp Topr *	Storage Temp Tstg
525-095-21-50	Multi-Colour / RGB	12	100	16/20/7	550/1100/240 @ 20mA	635/523/460	-30 to +85	-40 to +100
525-095-23-50	Multi-Colour / RGB	24-28	100	8/10/3.5	550/1100/240 @ 20mA	635/523/460	-30 to +85	-40 to +100
525-095-24-50	Multi-Colour / RGB	48	100	5.5/6.5/2.5	550/1100/240 @ 20mA	635/523/460	-30 to +85	-40 to +100
		Vdc	Vdc	mA	mcd	nm	°C	°C

LED Colours



White



Red Green Blue



Pink Teal Yellow

Product Description:

8.1mm mounting, professional LED Panel Indicator featuring a high intensity, multi-coloured RGB LED element. Internal circuitry is designed for operation at a range of voltage options and includes a reverse protection diode, as standard. Termination is achieved by 4 x 150mm colour coded flying leads (white lead is common Anode +Ve), the range of LED colours are individually addressable. This particular device is fitted with a low profile, white diffused lens assembly to provide excellent on/off contrast ratio. The precision turned housing is manufactured from brass with a high quality, bright nickel finish. Benefits include high optical performance, outstanding reliability, vandal resistance and sealing specifications in excess of IP67. The indicator is supplied complete with full mounting hardware.

NOTES

Intensities (Iv) may vary between LEDs within a batch. Additional Flying Lead lengths available for semi-custom projects. Please contact our Sales Team.

All LED components are supplied in anti-static packaging.

* All characteristics given at Ta = 25°C. For operating temperature derating graphs, please refer to sheet 2.

White at 12Vdc = 43mA. Power Dissipation (total for product) at 516mW

White at 24Vdc = 21.5mA. Power Dissipation (total for product) at 516mW

White at 48Vdc = 14.5mA. Power Dissipation (total for product) at 696mW

To order please contact us on +44 (0) 1229 582 430

F +44 (0) 1229 585 155 | E sales@marl.co.uk | www.leds.co.uk

marlleds | company/marl-international-limited



Q 05480



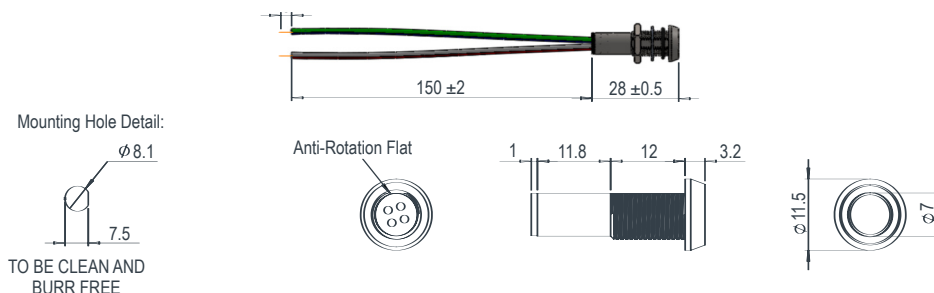
TECHNICAL CHARACTERISTICS

Series	Max. Power Dissipation	Panel Cutout	Nut Mounting Torque	Min. Mounting Centres	Min. - Max. Panel Thickness
525	825	8.1	1	14.5	1.5 - 8.0
	mW	mm	Nm	mm	mm

TECHNICAL DRAWING

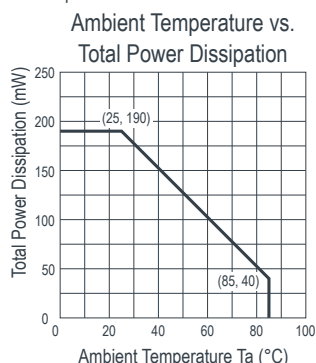
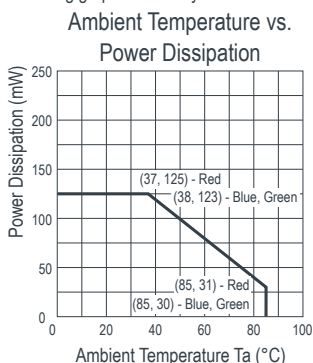
Weight (g): 7.6

Dimensions in mm (typical). Not to scale. Mounting hole to be clean and burr free. Polarity: White +Ve, Green -Ve, Red -Ve, Blue -Ve.



DE-RATING GRAPHS

De-rating graphs refer only to the discrete LED within the product.



MATERIALS

Body	Nickel Plated Brass
Nut	Nickel Plated Brass
Seal	Nitrile Rubber
Lens	Polycarbonate
Encapsulation	Black Polyurethane
Lock Washer	Zinc Plated Steel
Termination	4 off 1.19mm OD dual wall construction, spec 44 flying leads, 150mm long

DESIGN CONSIDERATIONS

Electro-Static Discharge (ESD)

Build up of electro-static discharge occurs in many situations involving people moving and handling products. The range of possible situations is very diverse but voltage levels as high as several thousand volts can and do arise in many individual situations. When an operator charged up to these levels handles a static sensitive device, there is a very probable likelihood that the device will be irreversibly damaged. It is essential that precautions are taken at all stages during manufacture and assembly of these products. Although LEDs were never considered to be static sensitive

devices, changes in manufacturing technology and materials used to produce higher intensity products over a large range of the wavelength spectrum have changed this. Marl has an approved system of ESD control from goods in, through production and into final packing and despatch. Marl recommend all users of LED based products follow the current BSI guidelines for protection of electronic devices from electrostatic phenomena.

Voltage, Current and Temperature

The forward voltage / current value of an LED is dependent

upon the ambient temperature of the environment in which it is operated. Therefore, care must be taken to operate the LED at the correct voltage / current values, depending upon the ambient temperature.

Marl should be contacted if the device is to be operated outside the temperature range specified. Marl accept no liability for any product that is operated outside the stated voltage or temperature range.

To order please contact us on +44 (0) 1229 582 430

F +44 (0) 1229 585 155 | E sales@marl.co.uk | www.leds.co.uk

marlleds | company/marl-international-limited

