



# 671 HIGH VOLTAGE SERIES

## PANEL INDICATOR LED



### FEATURES

- Ø25.4mm mounting
- Black anodised aluminium housing
- Sealed to IP67 - weatherproof
- Coloured Diffused lens
- Internal potting
- Bi-polar circuitry
- Range of LED colour options
- Range of voltage options

### BENEFITS

- Standard industrial mounting size
- Suitable for portable equipment
- Suitable for external applications
- Diffused lens gives good viewing angle
- Suitable for high vibration applications
- Suitable for AC or DC operation
- Suitable for status panel indication
- Manufactured with internal resistor
- Outstanding reliability
- Vandal resistant

Marl Part Number	LED Colour	Typical Voltage AC/DC Vopr	Typical Current Iopr	Typical LED Luminous Intensity	Typical LED Wavelength λp	Operating Temp Topr *	Storage Temp Tstg
671-064-23	Red	24-28	6-14	192-448	635	-40 to +100	-40 to +100
671-062-23	Yellow	24-28	6-14	242-518	601	-40 to +110	-40 to +110
671-065-23	Green	24-28	6-14	392-696	524	-40 to +110	-40 to +110
671-066-23	Blue	24-28	6-14	109-233	465	-40 to +110	-40 to +110
671-063-23	Cool White	24-28	6-14	525-1125	CCT: 6500K	-40 to +110	-40 to +110
671-064-75	Red	110	12	384	635	-40 to +100	-40 to +100
671-062-75	Yellow	110	12	466	601	-40 to +110	-40 to +110
671-065-75	Green	110	12	609	524	-40 to +110	-40 to +110
671-066-75	Blue	110	12	209	465	-40 to +110	-40 to +110
671-063-75	Cool White	110	12	975	CCT: 6500K	-40 to +110	-40 to +110
671-064-77	Red	125	12	384	635	-40 to +100	-40 to +100
671-062-77	Yellow	125	12	466	601	-40 to +110	-40 to +110
671-065-77	Green	125	12	609	524	-40 to +110	-40 to +110
671-066-77	Blue	125	12	209	465	-40 to +110	-40 to +110
671-063-77	Cool White	125	12	975	CCT: 6500K	-40 to +110	-40 to +110
671-064-91	Red	230	7	192	635	-40 to +100	-40 to +100
671-062-91	Yellow	230	7	276	601	-40 to +110	-40 to +110
671-065-91	Green	230	7	435	524	-40 to +110	-40 to +110
671-066-91	Blue	230	7	124	465	-40 to +110	-40 to +110
671-063-91	Cool White	230	7	600	CCT: 6500K	-40 to +110	-40 to +110
671-064-00-50	Red	277	7	192	635	-40 to +100	-40 to +100
671-062-00-50	Yellow	277	7	276	601	-40 to +110	-40 to +110
671-065-00-50	Green	277	7	435	524	-40 to +110	-40 to +110
671-066-00-50	Blue	277	7	124	465	-40 to +110	-40 to +110
671-063-00-50	Cool White	277	7	600	CCT: 6500K	-40 to +110	-40 to +110
671-064-00-51	Red	440	5	160	635	-40 to +100	-40 to +100
671-062-00-51	Yellow	440	5	207	601	-40 to +110	-40 to +110
671-065-00-51	Green	440	5	348	524	-40 to +110	-40 to +110
671-066-00-51	Blue	440	5	93	465	-40 to +110	-40 to +110
671-063-00-51	Cool White	440	5	450	CCT: 6500K	-40 to +110	-40 to +110
		V	mA	mcd	nm	°C	°C

### NOTES

Intensities (Iv) and colour shades of white may vary between LEDs within a batch. Additional LED Colours, Voltage Options and Flying Lead lengths available for semi-custom projects. Please contact our Sales Team. All LED components are supplied in anti-static packaging.

\* Characteristics at Ta = 25°C. For operating temperature derating graphs, please refer to sheet 2.

To order please contact us on +44 (0) 1229 582 430

F +44 (0) 1229 585 155 | E sales@marl.co.uk | www.leds.co.uk

marlleds | marlinternationallimited | company/marl-international-limited



Q 05480



# 671 HIGH VOLTAGE SERIES

## PANEL INDICATOR LED

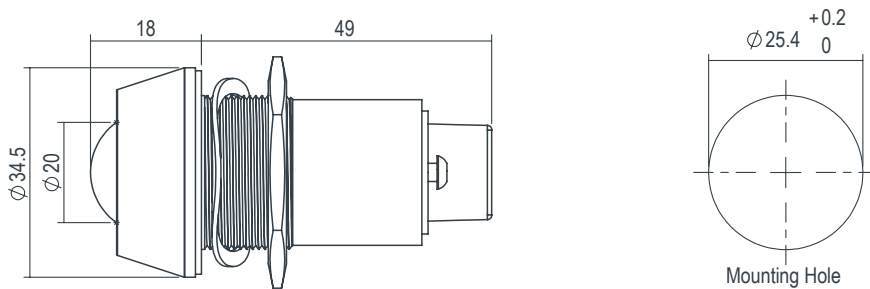
### TECHNICAL CHARACTERISTICS

Series	Max. Power Dissipation	Panel Cutout	Nut Mounting Torque	Min. Mounting Centres	Min. - Max. Panel Thickness
671	2500	25.4	1.2	41.0	2.0 - 10.0
	mW	mm	Nm	mm	mm

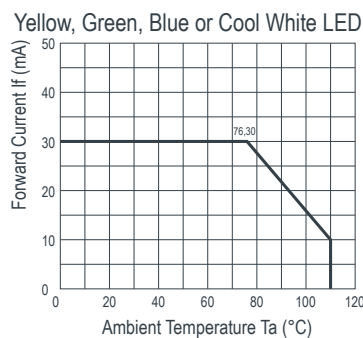
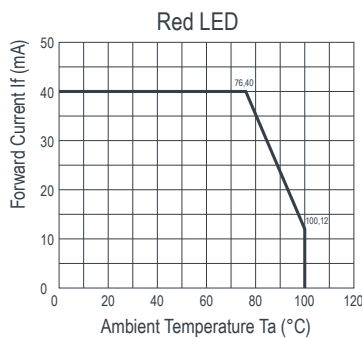
### TECHNICAL DRAWING

Weight (g): 58.9

Dimensions in mm (typical). Not to scale. Mounting hole to be clean and burr free.



### DE-RATING GRAPHS



### MATERIALS

Body	Black Anodised Aluminium
Nut	Aluminium
Panel Seal	Neoprene
Lens	Polycarbonate
Encapsulation	Black Polyurethane
Lock Washer	Spring Steel
Termination	Stainless Steel
Header	Nylon 66 A82

### DESIGN CONSIDERATIONS

#### Electro-Static Discharge (ESD)

Build up of electro-static discharge occurs in many situations involving people moving and handling products. The range of possible situations is very diverse but voltage levels as high as several thousand volts can and do arise in many individual situations. When an operator charged up to these levels handles a static sensitive device, there is a very probable likelihood that the device will be irreversibly damaged. It is essential that precautions are taken at all stages during manufacture and assembly of these products. Although LEDs were never considered to be static sensitive

devices, changes in manufacturing technology and materials used to produce higher intensity products over a large range of the wavelength spectrum have changed this. Marl has an approved system of ESD control from goods in, through production and into final packing and despatch. Marl recommend all users of LED based products follow the guidelines of BS 100015.

#### Voltage, Current and Temperature

The forward voltage / current value of an LED is dependent upon the ambient temperature of the environment in which

it is operated. Therefore, care must be taken to operate the LED at the correct voltage / current values, depending upon the ambient temperature.

Marl should be contacted if the device is to be operated outside the temperature range specified. Marl accept no liability for any product that is operated outside the stated voltage or temperature range.

To order please contact us on +44 (0) 1229 582 430

F +44 (0) 1229 585 155 | E sales@marl.co.uk | www.leds.co.uk

marlleds marlinternationallimited in company/marl-international-limited



Q 05480

DSN 671HV Version DS016/2016. Page 2 of 2