



FEATURES

- Ø8.1mm mounting
- Black anodised aluminium housing
- Sealed to IP67 - weatherproof
- Wide viewing angle - smoked lens
- Internal potting
- Reverse protection diode fitted in all voltage models
- Range of LED colour options
- Range of voltage options

BENEFITS

- 'D' mounting hole aids anti-rotation
- Suitable for portable equipment
- Suitable for external applications
- Smoked lens gives good on/off contrast ratio
- Suitable for high vibration applications
- Protects against wrong polarity installation (voltage models)
- Suitable for status panel indication
- Manufactured with internal resistor (voltage models)
- Outstanding reliability
- Vandal resistant

Marl Part Number	LED Colour	Typical Voltage Vopr	Max. Reverse Voltage	Typical Current DC Iopr	Typical LED Luminous Intensity	Typical LED Wavelength λp	Operating Temp Topr *	Storage Temp Tstg
677-501-04	Red	2.0 **	3	20	458	619	-40 to +75	-40 to +100
677-521-04	Yellow	2.0 **	3	20	440	585	-40 to +75	-40 to +100
677-532-04	Green	3.4 **	3	20	2157	520	-40 to +75	-40 to +100
677-930-04	Blue	3.4 **	3	20	452	468	-40 to +75	-40 to +100
677-997-04	Cool White	3.4 **	3	20	1359	See Below	-40 to +75	-40 to +100
677-501-20	Red	5-6	1000	10-17	236-346	619	-40 to +75	-40 to +100
677-521-20	Yellow	5-6	1000	10-17	217-330	585	-40 to +75	-40 to +100
677-532-20	Green	5-6	1000	3-8	814-1360	520	-40 to +75	-40 to +100
677-930-20	Blue	5-6	1000	5-15	154-364	468	-40 to +75	-40 to +100
677-997-20	Cool White	5-6	1000	4-13	393-1063	See Below	-40 to +75	-40 to +100
677-501-21	Red	12	1000	19	458	619	-40 to +75	-40 to +100
677-521-21	Yellow	12	1000	19	440	585	-40 to +75	-40 to +100
677-532-21	Green	12	1000	15	1815	520	-40 to +75	-40 to +100
677-930-21	Blue	12	1000	16	364	468	-40 to +75	-40 to +100
677-997-21	Cool White	12	1000	20	1359	See Below	-40 to +75	-40 to +100
677-501-23	Red	24-28	1000	16-20	346-458	619	-40 to +75	-40 to +100
677-521-23	Yellow	24-28	1000	16-20	330-440	585	-40 to +75	-40 to +100
677-532-23	Green	24-28	1000	16-20	1815-2157	520	-40 to +75	-40 to +100
677-930-23	Blue	24-28	1000	16-20	364-452	468	-40 to +75	-40 to +100
677-997-23	Cool White	24-28	1000	12-15	743-1063	See Below	-40 to +75	-40 to +100
677-501-24	Red	48	1000	13	346	619	-40 to +75	-40 to +100
677-521-24	Yellow	48	1000	13	330	585	-40 to +75	-40 to +100
677-532-24	Green	48	1000	13	1815	520	-40 to +75	-40 to +100
677-930-24	Blue	48	1000	13	364	468	-40 to +75	-40 to +100
677-997-24	Cool White	48	1000	13	1063	See Below	-40 to +75	-40 to +100
		Vdc (unless stated)	Vdc	mA	mcd	nm	°C	°C

Typical Emission Colours Cool White LED

	X	Y	Z
X	0.275	0.28	0.29
Y	0.27	0.28	0.30

OPTIONAL FLYING LEAD TERMINATORS

Marl Part No Suffix	Wire Length	Wire Colour	No/Diameter of Conductors	Diameter of Insulation	Wire Specification
677-501-04-15	150mm	Red - Anode	19/0.16mm	1.2mm	Type 44, 22 Gauge High Performance Wire
677-501-04-19	1000mm	Black - Cathode			

NOTES

Intensities (Iv) and colour shades of white (X-Y co-ordinates) may vary between LEDs within a batch. Additional LED Colours, Voltage Options and Flying Lead lengths available for semi-custom projects. Please contact our Sales Team. All LED components are supplied in anti-static packaging.

* Characteristics at Ta = 25°C. For operating temperature derating graphs, please refer to sheet 2.

** These are Current models and the voltage shown is Vf at 20mA, not Vopr. Additionally, there is no reverse protection diode or resistor in Current models.

To order please contact us on +44 (0) 1229 582 430

F +44 (0) 1229 585 155 | E sales@marl.co.uk | www.leds.co.uk

marlleds marlinternationallimited company/marl-international-limited



Q 05480

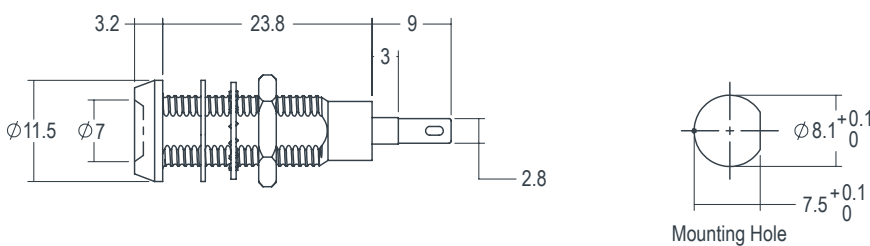
TECHNICAL CHARACTERISTICS

Series	Max. Power Dissipation	Panel Cutout	Nut Mounting Torque	Min. Mounting Centres	Min - Max. Panel Thickness
677	700	8.1	0.6	14.5	1.5 - 13.0
	mW	mm	Nm	mm	mm

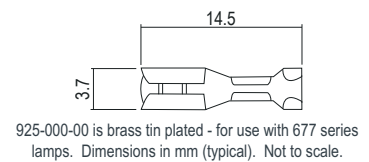
TECHNICAL DRAWING

Weight (g): 5.3

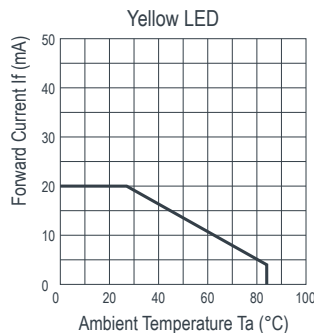
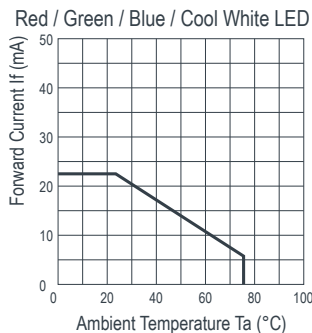
Dimensions in mm (typical). Not to scale. Mounting hole to be clean and burr free. Anode termination denoted by red sleeve.



PUSH ON CONNECTOR



DE-RATING GRAPHS



MATERIALS

Body	Black Anodised Aluminium
Nut	Nickel Plated Brass
Panel Seal	Viton
Fresnel Lens	Polycarbonate
Encapsulation	Black Polyurethane
Lock Washer	Spring Steel
Termination	Silver Flash Coated Brass

DESIGN CONSIDERATIONS

Electro-Static Discharge (ESD)

Build up of electro-static discharge occurs in many situations involving people moving and handling products. The range of possible situations is very diverse but voltage levels as high as several thousand volts can and do arise in many individual situations. When an operator charged up to these levels handles a static sensitive device, there is a very probable likelihood that the device will be irreversibly damaged. It is essential that precautions are taken at all stages during manufacture and assembly of these products. Although LEDs were never considered to be static sensitive devices, changes in manufacturing technology and materials

used to produce higher intensity products over a large range of the wavelength spectrum have changed this. Marl has an approved system of ESD control from goods in, through production and into final packing and despatch. Marl recommend all users of LED based products follow the current BSI guidelines for protection of electronic devices from electrostatic phenomena.

Voltage, Current and Temperature

The forward voltage / current value of an LED is dependent upon the ambient temperature of the environment in which it is operated. Therefore, care must be taken to operate the

LED at the correct voltage / current values, depending upon the ambient temperature.

Marl should be contacted if the device is to be operated outside the temperature range specified. Marl accept no liability for any product that is operated outside the stated voltage or temperature range.

To order please contact us on +44 (0) 1229 582 430

F +44 (0) 1229 585 155 | E sales@marl.co.uk | www.leds.co.uk

marlleds marlinternationallimited company/marl-international-limited



Q 05480