

# J300 LINE

ALTERNATE ACTION PUSHBUTTON SWITCHES

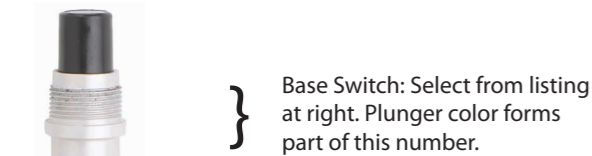
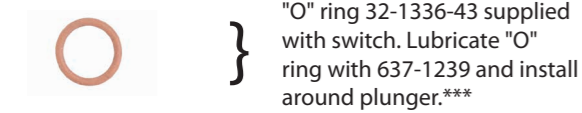




**Component Part Determination**

The J300 line of switches is available in four standard plunger colors, nine standard adapter (mounting bushing) styles, with DPDT and two circuit contact configuration. The completed catalog number is a composite made up of the "base switch P/N" and suffix letters and numbers, which represent these components.

**To order any J300 series switch:**

1. Divide the catalog number.
2. Select the component parts.
3. Assemble and mark the completed switch.



\*\*\* Requisition lubricant separately.

BASE SWITCH LISTING	
Order	To Make Type
P277	J313 * 6
P277R	J313 * 6R
P277W	J313 * 6W
P277GY	J313 * 6GY
P278	J333 * 6
P278R	J333 * 6R
P278W	J333 * 6W
P278GY	J333 * 6GY

\*Adapter type number and color appear in this location.

These switches are occasionally used without adapters & "O" Ring seals. The P/N shown (without the \*) could be ordered; Ex's (1) J3136, (2) J3336. 1/2-32 mounting nut P/N 15-1577 & 1/2 I.D. Lockwasher P/N 16-3207 not supplied. Order mounting hardware separately if required.

**ADAPTERS**

Standard Adapter Types and Colors				
<b>Type HA</b> P242 	<b>Type M</b> P244 	<b>Type N</b> P245 	<b>Type P</b> P143 	<b>Type PA</b> P144 
<b>Type U**</b> P145 	<b>Type V**</b> P246 	<b>Type W</b> P146 	<b>Type Y</b> P147 	<b>SPECIFY COLOR</b>  <b>Black: B</b> <b>Clear: No Letter</b>

Adapters supplied complete with mounting hardware unassembled.  
\*\* Adapter Type U and V are used with J300 switch series.

Local contact (Sarasota, FL):

**SAFRAN ELECTRICAL & POWER**

2250 Whitfield Avenue

Sarasota, FL 34243 USA

Tel. 1-800-955-7354 Fax 941-751-7173

TechnicalSupport.SRQ@SafranGroup.com

**SAFRAN ELECTRICAL & POWER**

Headquarters : 36 rue Raymond Grimaud 31700 BLAGNAC - FRANCE

Tél. +33 (0)5 34 60 00 00 - Fax +33 (0)5 34 60 01 99

[www.safran-electrical-power.com](http://www.safran-electrical-power.com)

