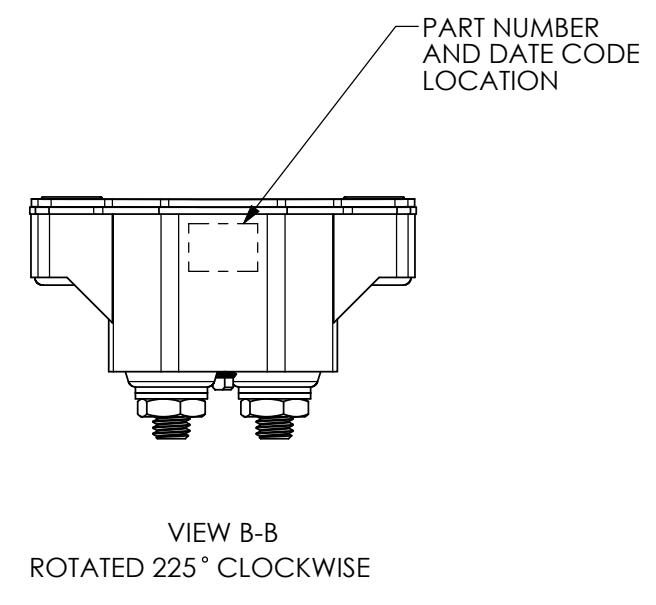
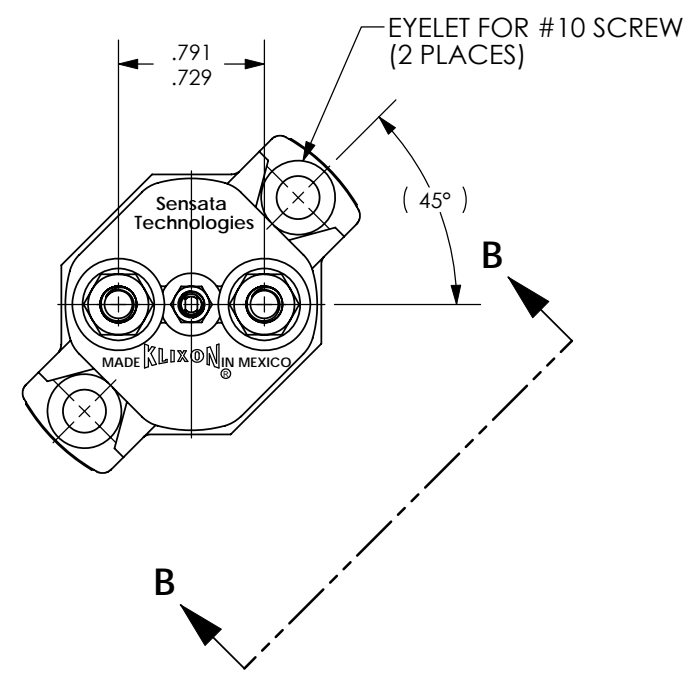
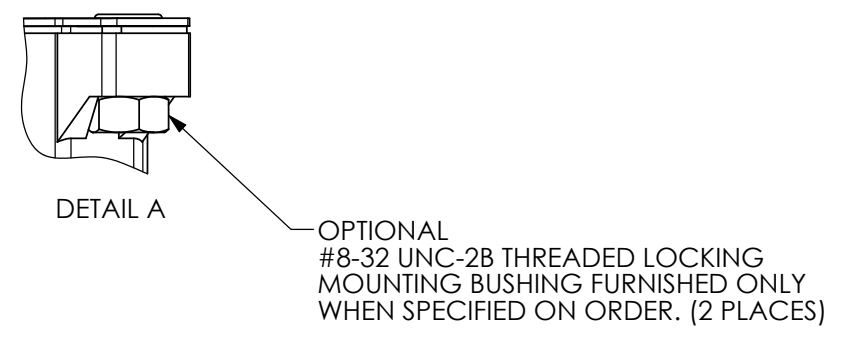
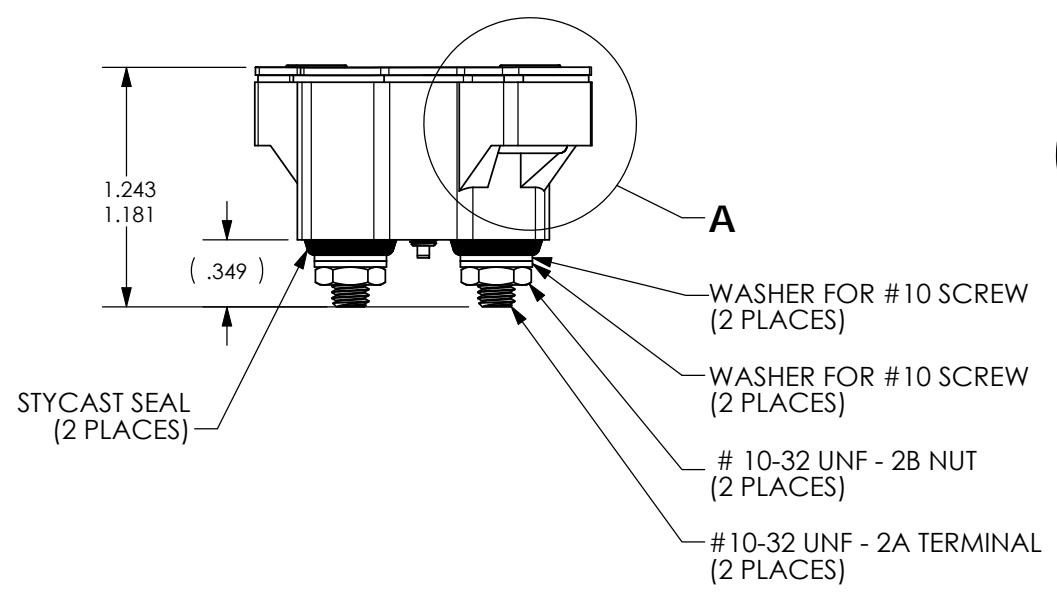
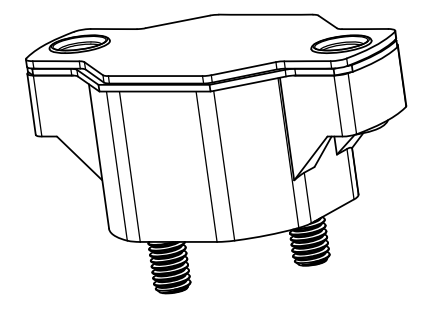
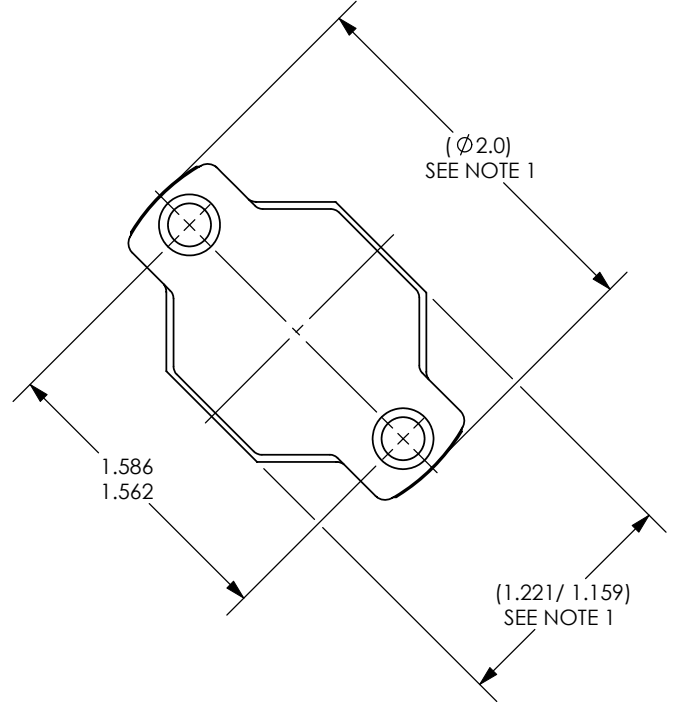


Property of  
Sensata Technologies



ZONE	REV.	REVISION DESCRIPTION	ECN NO.	DATE
	F	REMOVED "VOLTAGE DROP" AND "MECHANICAL SHOCK RESISTANCE" ROW FROM PERFORMANCE CHARACTERISTICS TABLE; REMOVED "WITH INSERTS" FROM WEIGHT ROW IN SAME TABLE; ADDED INFO TO "DIELECTRIC STRENGTH" AND "INSULATION RESISTANCE" ROW IN SAME TABLE; CYCLED 30 MINUTES AT 400% RATED CURRENT WAS COMPLIES WITH SAE J553 IN ENDURANCE ROW IN SAME TABLE; 96 HOURS PER SAE J1455 WAS MIL-STD -202 METHOD 101D IN SALT SPRAY ROW IN SAME TABLE; C.A.R.	ECN0047145	03-DEC-2008

PERFORMANCE CHARACTERISTICS

VOLTAGE RATING	30 VDC/120 VAC
200% OVERLOAD	5-55 SECONDS
ULTIMATE TRIP % AT 77° F RATED CURRENT	
MINIMUM	100%
MAXIMUM	135%
INTERRUPT CAPACITY	SAE J553 AND ABYC-E11
ENDURANCE	CYCLED 30 MINUTES AT 400% RATED CURRENT
DIELECTRIC STRENGTH	1500 VAC MINIMUM MIL-STD-202 METHOD 301
INSULATION RESISTANCE	100 MΩ MINIMUM MIL-STD-202 METHOD 302 CONDITION B
VIBRATION RESISTANCE	10G MIL-STD-202 METHOD 204 CONDITION A
SALT SPRAY	96 HOURS PER SAE J1455
IGNITION PROTECTED	SAE J1171
WEATHERPROOF	SAE J553
WEIGHT	47 GRAMS MAX.
UL LISTED	E 36869

NOTES:  
1. DIMENSION DOES NOT INCLUDE SEALING GASKET.

7854-18-60	60	7854-18-60-1
7854-18-50	50	7854-18-50-1
7854-18-40	40	7854-18-40-1
7854-18-35	35	7854-18-35-1
7854-18-30	30	7854-18-30-1
7854-18-25	25	7854-18-25-1
7854-18-20	20	7854-18-20-1
7854-18-17½	17½	7854-18-17½-1
7854-18-15	15	7854-18-15-1
7854-18-12½	12½	7854-18-12½-1
PART NO.	AMP RATING	PART NO. WITH THREADED INSERT

FOR REFERENCE ONLY, CHECK LATEST REVISION BEFORE USE. PARTS MADE TO THIS PRINT MUST CONFORM TO E9898 REV. E.		529 PLEASANT STREET P.O. BOX 2964 ATTLEBORO, MA 02703	
DRAWN G.LAPATI DATE 30-AUG-2007 ENGINEER R.GENEREUX DATE 30-AUG-2007 APPROVED P.BERG DATE 30-AUG-2007 APPROVED V.RAMIREZ DATE 30-AUG-2007	SENSATA TECHNOLOGIES PROPRIETARY AND CONFIDENTIAL. NEITHER THIS PRINT NOR THE INFORMATION CONTAINED HEREON IS TO BE USED AGAINST THE INTERESTS OF SENSATA TECHNOLOGIES OR AGAINST THE INTERESTS OF ANY OF ITS AFFILIATED COMPANIES OR WHOLLY OWNED SUBSIDIARIES.  UNLESS OTHERWISE SPECIFIED DIMENSIONS ARE IN INCHES TOLERANCES DECIMALS      ANGLES	TITLE CIRCUIT BREAKER AUTO RESET	
DO NOT SCALE DRAWING THIRD ANGLE PROJECTION	SCALE 1:1 SOLIDWORKS	SIZE C DWG NO. 7854-18 REV. F	SHEET 1 OF 1
DEVICE: 7854-18		PROJECT: 75 1	